




Artists On A Page - EYFS



Michelle Reader



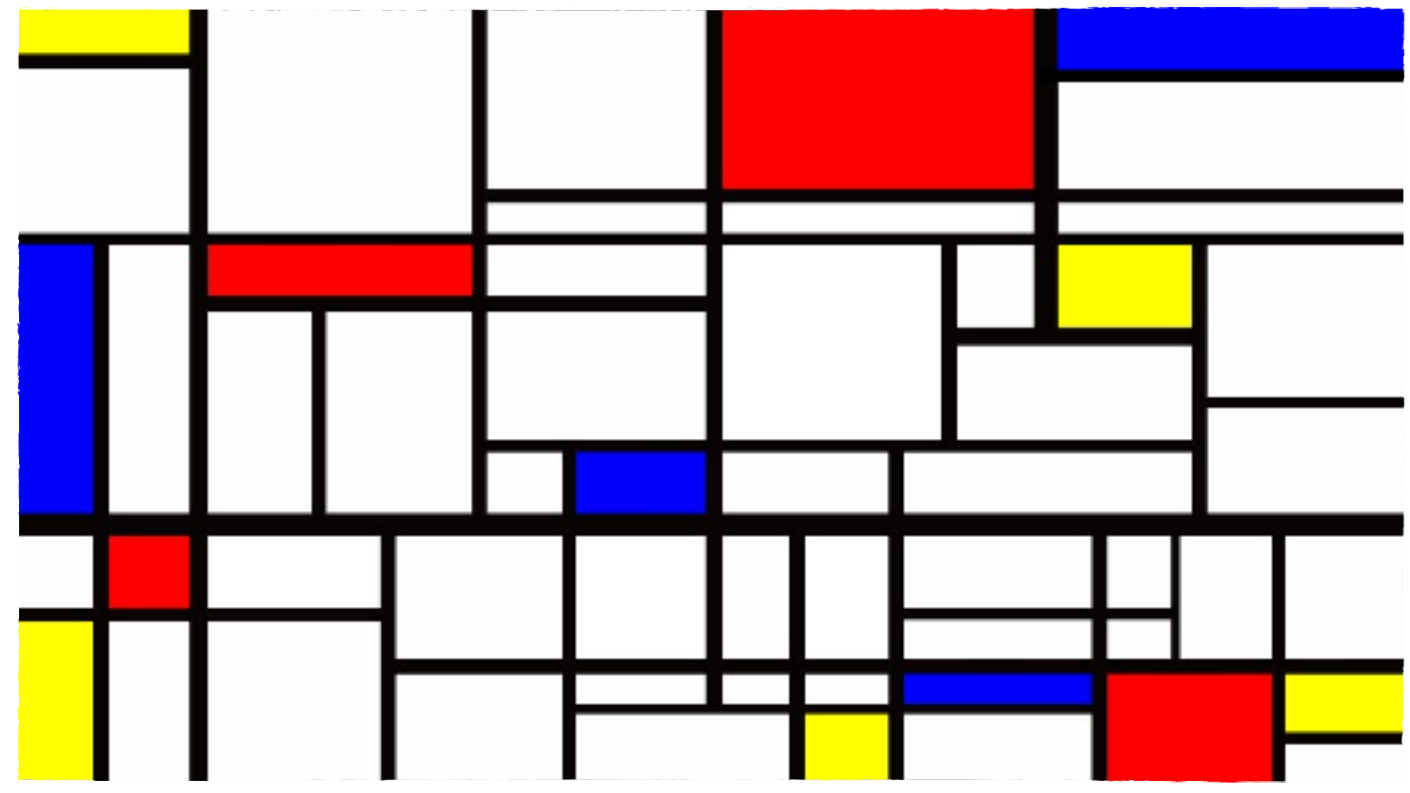
Jackson Pollock



Megan Coyle




Artists On A Page - EYFS



Piet Mondrian



Andy Goldsworthy



Yayoi Kusama



Only One Me

During this topic, children will look at the work of Michelle Reader and her use of recycled plastic. Whilst learning about plastic pollution, the children will create their own sculptures of fish using clay inspired by the book *The Rainbow Fish*. The children will roll their own clay and create patterns in it using different tools.



Down in the Woods

Drawing inspiration from the natural world in Autumn and Winter. Children will begin by creating 3D pictures using gathered materials and use these to create a collaged scene, referencing the collage work of Megan Coyle.



Where shall we go?

Inspired by the junk modelling picture book, throughout this term children will be exploring sculpture through building materials. Children will learn about significant landmarks and recreate these, as well as creating buildings from their imagination.



Over the Rainbow

In this topic, children will begin to learn about how colour is used in art and how colours can be mixed. Inspired by artists like Mondrian to create abstract colour block pieces, and Jackson Pollock to create collaborative pieces of art.



Dinosaur Detectives

In this topic, children will develop their use of paint. This will culminate in them choosing their own materials and sized printing objects to create a printed dinosaur. They will then discuss effect of the different print size and material on their work.



Grow me a Story

This term, children will look back to the artist Megan Coyle. From this, the children will gain an understanding of how artists create art using different inspiration and medium. Coyle's self-portraiture will inspire the children to create their own drawn self portraits. Children will use mirrors to create sketches of themselves, that they will develop in to drawings by adding colour.




EYFS

Only One Me



Clay	Roll
Smooth	Pinch
Push	Michelle Reader
Poke	

Over the Rainbow



Flick	Jackson Pollock
Splat	
Primary Colour	
Glide	
Piet Mondrian	

Down in the Woods



Collage	
Landscape	
Tear	
Cut	
Stick	
Rip	
Megan Coyle	

Dinosaur Detectives



Print	Yayoi Kusama
Size	
Dab	
Size	

Where shall we go?



Model	
Build	Building
Tower	Landmark
Balance	

Grow me a Story



Drawing	
Mark making	
Colour	
Line	
Crayon	
Megan Coyle	

Artists On A Page - Year 1/2 (A)



Claude flight



Peter Blake



Quentin Blake



Louise Bourgeois



Artists On A Page - Year 1/2 (B)




Clarice Clif



Rachel Whiteread




Jasper Johns



Zaria Forman



Bridget Riley



Cecilia Vicuña



Art Year 1 / 2

From A to B



During this topic, children will focus on craft and design following a unit called 'Map it Out'. In this topic, children will begin by sketching a map of their route to school and the local area, and develop these ideas by exploring different medias like felt and collage. We will study work by Claude Flight to inspire our own mixed media maps.



Treasure Island

Whilst learning about pirates, children have the opportunity to design and make their own flag. During this painting and mixed media topic, Clarice Cliff's vivid artwork will inspire the use of bright colour and vivid prints. Children will use a range of colours when printing and learn to accurately apply paint to create a successful print.



What is it made of?

During this topic, we will learn about the artist Louise Bourgeois. We will explore joining paper and other materials in interesting ways to spark interest. We will work toward making choices about our methods in order to create 3D sculptures.



The Magic Toymaker

In this topic, we will create a collaged painting for a toyshop window. With a focus on colour and inspiration from artist Peter Blake, children will develop their understanding of primary and secondary colours and use these to explore colour mixing. We will also explore arranging materials and overlapping to show texture.



Live and Let Live

This unit will develop children's skills in mark making and observational drawing. During this topic, children will focus on line - drawing upon their literacy skills to describe these. Children will continue to make choices about which materials to use in their artwork and create an observational drawing that demonstrates the skills learnt.



Super Humans

In this craft and design unit, children will choose, measure and arrange materials like wool to create Fibre Art. We will explore weaving and threading techniques whilst studying Cecilia Vicuña. In this unit, children will discuss what constitutes as art and listen to others' opinions whilst sharing their own.



The Stories People Tell

In this drawing focussed unit, children will draw upon their observational drawing skills, and build on these to create initial sketches, that then develop in to a character. In this unit, we will explore how adding facial features can convey expressions and how using a range of mark making can show different texture. We will focus on the illustrator Quentin Blake by exploring his well-known illustrations and discuss how these have influenced our work.



Buildings

During a walk about Royal Wootton Bassett, the children will take photographs of buildings using iPads. Beginning by exploring and using hands as a tool, and ending with using tools to create a house on a tile, throughout this topic, children will develop their ability to use and join clay. We will draw inspiration from Rachel Whiteread and her sculptures.

Art Year 1 / 2



From A to B

Abstract	Overlap
Composition	Pattern
Curator	Texture
Fibre	Viewfinder
Imaginary	



Treasure Island

Blend	Shape
Hue	Space
Pattern	Thick
Print	Primary colour
Shade	Secondary colour



What is it made of?

Carving
Concertina
Cylinder
Mosaic
Three dimensional
Zig-zag



The Magic Toymaker

Collage
Detail
Mixing
Primary colour
Secondary colour
Surface



Live and Let Live

Continuous
Diagonal
Dots
Firmly
Narrative
Observe
Shadow
Horizontal
Vertical



Super Humans

Crazy
Knot
Loom
Plait
Thread
Weave



The Stories People Tell

Blanding	Expression	
Charcoal	Illustration	Thick
Cross hatching	Line	Thin
Emotion	Sketch	Texture
	Stipple	



Buildings

Ceramic	
Glaze	Slip
Impression	Shape
Join	Surface
Pinch	Three dimensional
Score	